



This work is licensed under a [Creative Commons Attribution-NonCommercial 4.0 International License](https://creativecommons.org/licenses/by-nc/4.0/)  
Created by Arizona State University, 2020: <https://provost.asu.edu/sync/faculty>

ASU and the ASU "sunburst logo" are registered trademarks and service marks of the Arizona Board of Regents, for and on behalf of Arizona State University and are not subject to this Creative Commons license and may not be used or reproduced without permission from ASU.



## How to Access No Cost Textbooks through RedShelf in ASU's Remote Learning Environment

To ensure that all students have access to their course materials amidst our remote teaching and learning, RedShelf and your Sun Devil Campus Store have partnered with the publishing community to provide students with up to 7 free eBooks from participating publishers. (Access runs through May 25th.) Canvas integration with RedShelf is not yet available.

### Locating your textbook in RedShelf

To search for your textbook, navigate to the [RedShelf/Follett website](https://www.redshelf.com/).

The screenshot shows the RedShelf website interface. At the top, there is a navigation bar with the RedShelf logo, a search bar with the placeholder text "Search by Title or ISBN", and icons for Search, Cart, Help, and Log In. Below the navigation bar is a promotional banner. The banner features the text "RedShelf Responds. Providing you simple, free access to eBooks during complicated times." followed by a paragraph: "To ensure that all students have access to their course materials amidst the COVID-19 outbreak, we're partnering with the publishing community to provide you with up to 7 free eBooks from participating publishers. (Program applies to students at non-profit, semester-based schools, and access runs through May 25th.)" To the right of the text is an image of a woman sitting in a chair, reading a laptop. Below the banner is a search bar with the text "Borrow your eBooks now." and a search button.

Enter ISBN or Title to search the database: ISBN details can be found in MyASU, through the ASU Mobile App, or directly at the [Sun Devil Bookstore website](https://www.sundevilbookstore.com/). Click textbooks and choose course details.

Borrow your eBooks now.

OR

Borrow your eBooks now.

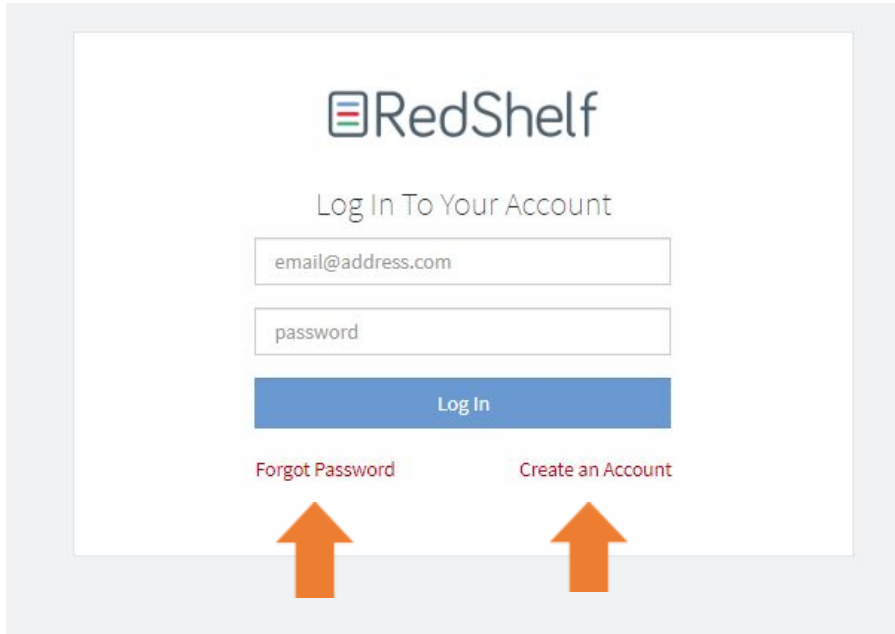
 

The following page loads for selected book, Click **View Details**

The screenshot shows a book listing on a RedShelf interface. On the left is a book cover for 'Supply Chain Management: A Logistics Perspective' by Coyle, John J.; Langley, C. John; Novack, Robert A.; Gibson, Brian, published by Cengage Learning. The cover features a world map with various icons. To the right of the cover, the book title is displayed in blue, followed by the authors' names and the publisher. Below this, a short description states: 'The tenth edition of SUPPLY CHAIN MANAGEMENT: A LOGISTICS PERSPECTIVE refined its focus on the supply chain approach by blending logistics theory with practical applications and includes updated material on the latest technology, transportation regulations, pricing, and other issues. Each ...'. A blue button labeled 'View Details' is positioned below the description, with an orange arrow pointing to it from the right. Above the button, the text 'Borrow through 5/25' is shown. At the bottom center of the page, the text '1-1 of 1' is visible.

If you have not already logged in, the login page will load.

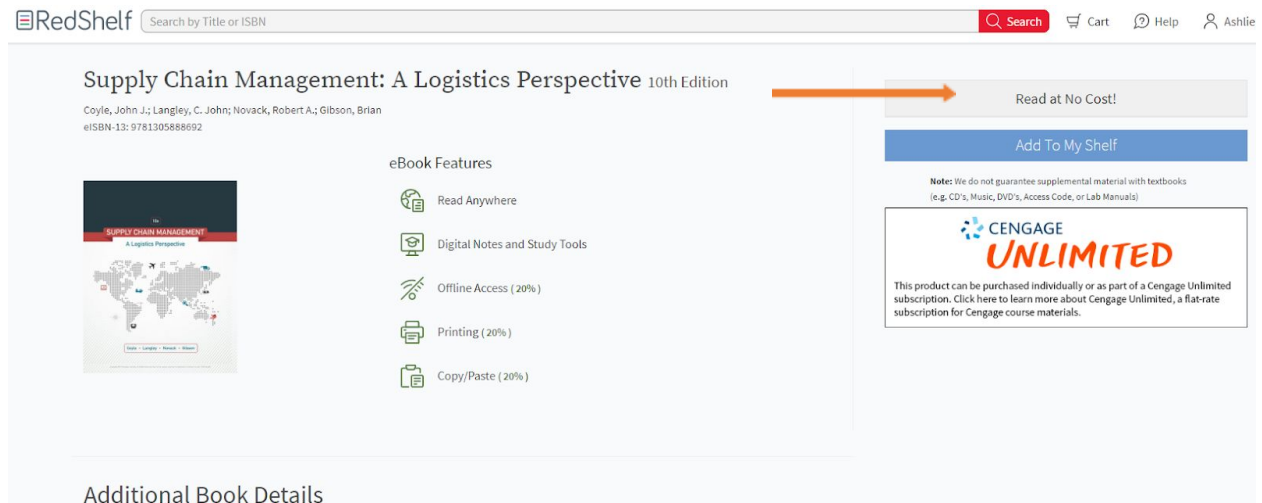
**You must use your asurite@asu.edu email address.** If you do not have an account with RedShelf using your ASURITE email address ([asurite@asu.edu](mailto:asurite@asu.edu)), you will need to “Create an Account.” If you are unsure whether you have a RedShelf account, you can enter the email address and choose the Forgot Password link to reset.



If choosing to **Create a New Account**, the following page will load. In the **Search for School** field, search for *Arizona State University* and choose any of the listed campuses.

The image shows the RedShelf "Create A New Account" page. At the top is the RedShelf logo. Below it is the heading "Create A New Account" and a link "Already Registered?". The form contains several input fields: "Ashlie" (pre-filled), "Last Name", "Email", "Confirm Email", "Password", and "Confirm Password". Below these is a "Birthdate:" section with a date input field showing "MM/DD/YYYY" and a calendar icon. Underneath is a "Search for School" dropdown menu. Below the dropdown is a checkbox labeled "I can't find my school / I'm not a student". At the bottom, there are two sections for terms and conditions: "Read our updated Terms of Use" with a checkbox and text, and "Read our updated Privacy Notice" with a checkbox and text.

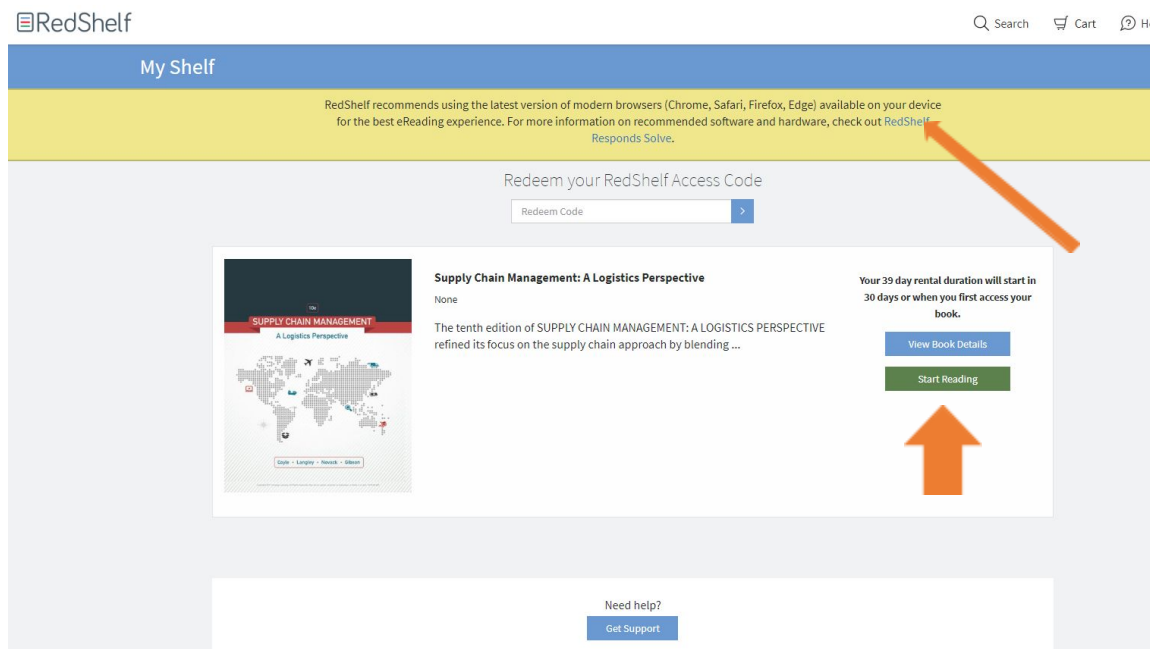
Once complete and logged in, the previous search results will load for the ISBN input:



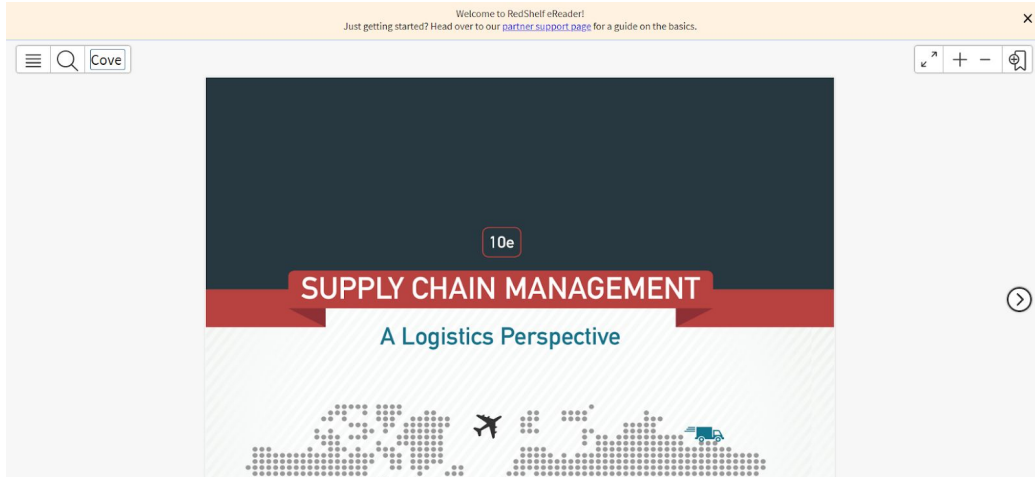
Upon clicking the **Read at No Cost!** button, students will see information directing them to the **Start Reading** button where they can access the title..

Students may also click for helpful information on how to use RedShelf digital materials, answer technical questions, etc. by clicking **RedShelf Responds Solve** in the gold banner.

Students can also navigate directly to: [RedShelf Solve](#) information, helpful hints, etc.



Once clicking **Start Reading**, the book cover loads and you can begin using the text.



## Confirmation

Once you add a material to your bookshelf, you will receive a confirmation email, at the email address used for creating an account, similar to the example below. This email also includes a link to RedShelf support materials.



Hi [REDACTED],

Thanks for your purchase from RedShelf Responds! The following materials have been added to your library at [studentresponse.redshelf.com](http://studentresponse.redshelf.com).

### Product Details

**Title**  
Supply Chain Management: A Logistics Perspective

**Author**  
Coyle, John J.; Langley, C. John; Novack, Robert A.; Gibson, Brian

**ISBN**  
9781305888692

To access your materials or submit a redemption code, head to [studentresponse.redshelf.com](http://studentresponse.redshelf.com) and log in with your account information and navigate to My Shelf:

- Email [REDACTED]@asu.edu

If you have any questions or need assistance with your course materials, check out the [RedShelf Responds Solve](#) knowledge base.

RedShelf Responds

This email is automatically generated. PLEASE DO NOT REPLY TO THIS EMAIL. For additional help, please visit the [RedShelf Responds Solve](#) knowledge base.

## Additional information

- Please use your ASURITE email address when accessing No Cost materials.
- You can access up to 7 titles through the [Redshelf No Cost website](#).
- You will have access to your “borrowed” materials through May 25, 2020. Due to ongoing changes, more publishers may choose to participate and will be added accordingly. Visiting [the Follett RedShelf website](#) and entering the ISBN is the best way to view the most current participants.
- Other courseware digital materials from these publishers such as McGraw Connect products will not be available through this site. If you have already purchased those digital materials, access continues and, if adopted for a B Session course, they can be purchased online at [www.sundevilbookstores.com](http://www.sundevilbookstores.com), through My ASU, or the ASU Mobile app, and delivered per normal methods.
- ***Due to the quick rollout of this program, “borrowed” or No Cost titles are not yet accessible through Canvas.*** ASU is focused on providing this resource as quickly as possible and will work to enable additional integration features in the future.
- If you purchased a RedShelf (Called BryteWave in our stores) title in January, you still have access to that title and, if you view it on your Bookshelf or if you use a code to access it now vs. going through the link, following the steps and click to Read, it will not count against the maximum 7 “borrowed” titles. You can see it either way but if you set up your RedShelf account previously with a non-ASU account you will see those materials only if you use that login.